
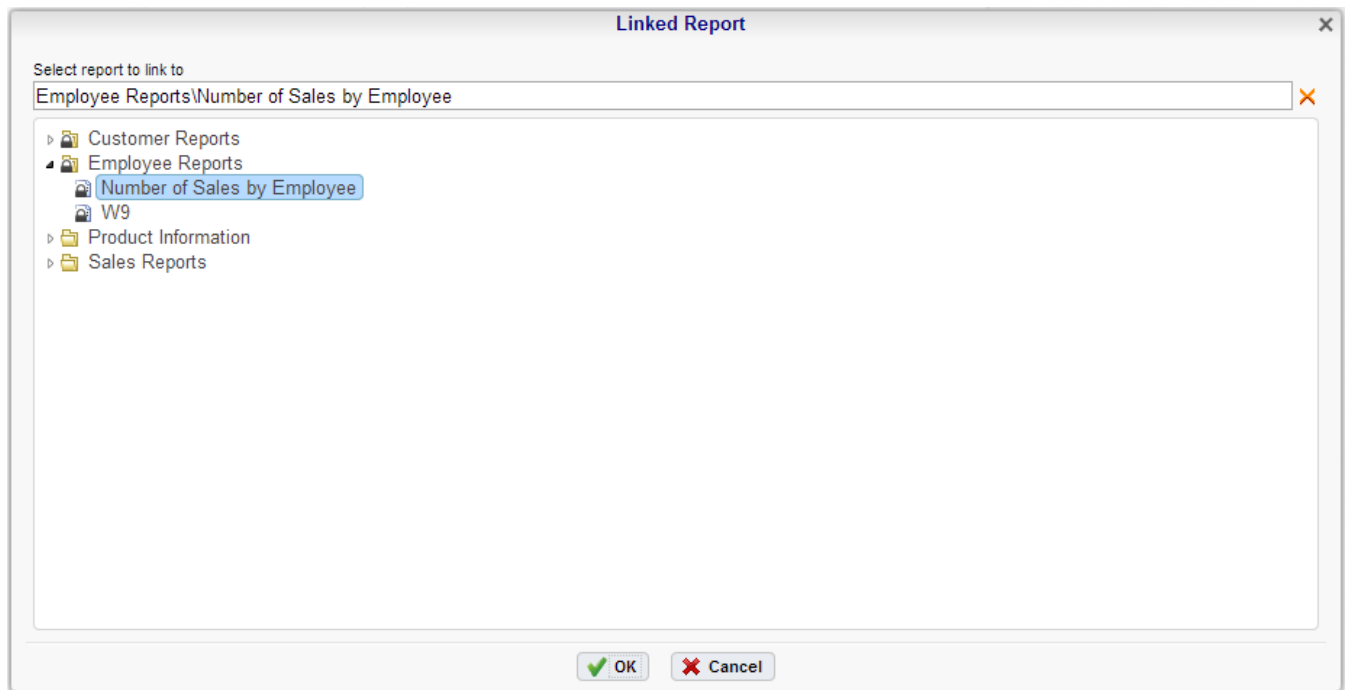


Linked Reports


The ability to create drill downs can be added by linking reports. Linked reports are only available for **HTML** output.

- To link a report, select a cell and click the Linked Reports button (). The Linked Report window will appear displaying the available reports. Select the report you want to link and press 'OK.'
- To unlink a report select the cell and open the Linked Report window. Click the 'Remove Link' button.



When a link is set on a cell, the unique key of the information being displayed is used to automatically filter the linked report. In the example below the linked report is filtered for information where Category equals 'Meat/Poultry' because that was the Category clicked on.

Category	Number of Sales
Beverages	31.00
Condiments	252.00
Confections	92.00
Dairy Products	174.00
Grains/Cereals	18.00
Meat/Poultry	103.00
Produce	103.00
Seafood	103.00
Total	




Products by Category

Product ID	Product Name	Unit Price	Quantity Per Unit
17	Alice Mutton	39.00	20 - 1 kg tins
9	Mishi Kobe Niku	97.00	18 - 500 g pkgs.
55	Pâté chinois	24.00	24 boxes x 2 pies
53	Perth Pasties	32.80	48 pieces
29	Thüringer Rostbratwurst	123.79	50 bags x 30 sausgs.
54	Tourtière	7.45	16 pies
Number of Meat/Poultry			6

Chart Drilldowns

Chart drilldowns can also be created by using the Linked Reports menu. Chart drilldowns are only available for **HTML** output.

- To create a drilldown, select a cell that contains a chart and click the Linked Reports button (). The Linked Report window will appear displaying the available reports. Select the report you want to link and press 'OK.'
- To remove a drilldown select the chart and open the Linked Report window. Click the 'Remove Link' button.

